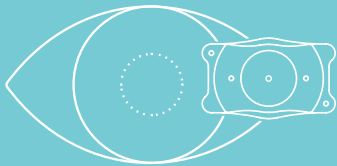


Know Your Options

The decision to have vision correction surgery is an important one. This document briefly compares the three most common corrective eye procedures: EVO Visian ICL, LASIK, and PRK. We look forward to discussing your options with you.

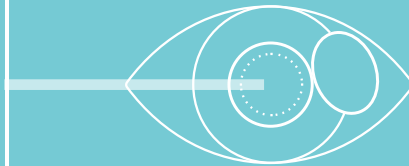
Refractive Surgery Options

EVO Visian ICL



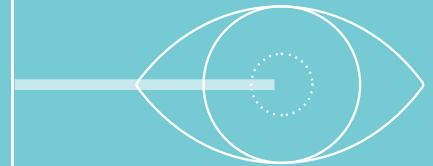
The EVO Visian ICL (Implantable Collamer Lens) is an implant that corrects vision without removing any corneal tissue.

LASIK



LASIK is a two-step laser vision correction surgery where a flap is made on the surface of the eye called the cornea, and the underlying layers are reshaped with an excimer laser to correct vision.

PRK



PRK is a laser vision procedure similar to LASIK but no corneal flap is created. The top layer of the cornea called the epithelium is removed, and the underlying tissue is reshaped to correct vision.

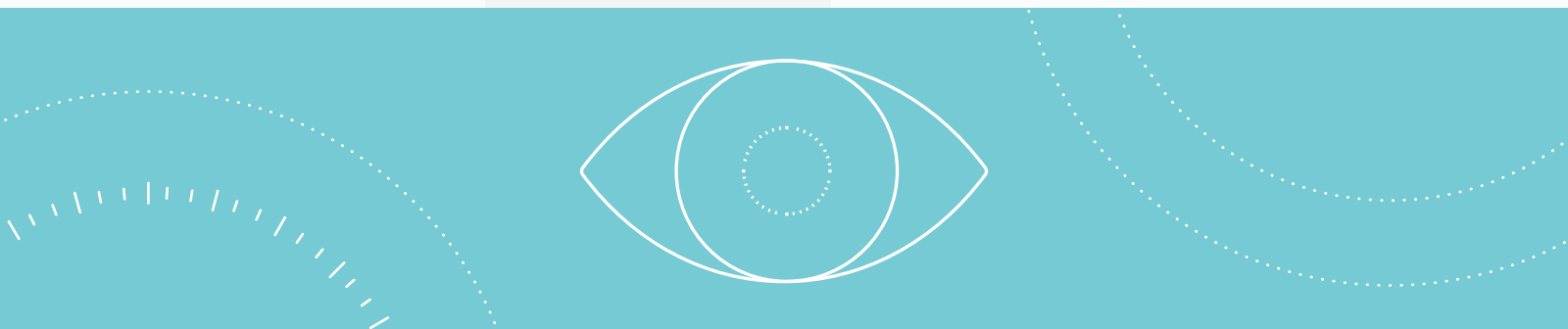
	EVO Visian ICL	LASIK	PRK
Vision Acuity (Clarity of Vision)	Excellent	Excellent	Excellent
Surgery Time	20-30 minutes	15-20 Minutes	15-20 Minutes
Recovery Time	Quick	Quick	Up To 4 Weeks
Removable by Your Doctor	Removable	No	No
UV Protection	Yes	No	No

Determining Candidacy

This chart breaks down the general candidacy guidelines for each procedure. During your initial consultation, your eye care professional will discuss your measurements and help you make the right choice depending on your unique vision.

Which Option is Right for Me?

	EVO Visian ICL	LASIK	PRK
Nearsightedness	Moderate to Severe	Mild to Moderate	Mild to Moderate
Farsightedness	No	Yes	Yes
Astigmatism	Yes	Yes	Yes
Thin Cornea	Yes ¹	Limited	Limited



Important Safety Information

The EVO Visian ICL lens is intended to correct/reduce nearsightedness between -3.0 D up to -20.0 D and treat astigmatism from 1.0 D to 4.0 D. If you have nearsightedness within these ranges, EVO Visian ICL surgery may improve your distance vision without eyeglasses or contact lenses. Because the EVO Visian ICL corrects for distance vision, it does not eliminate the need for reading glasses, you may require them at some point, even if you have never worn them before. Since implantation of the EVO Visian ICL is a surgical procedure, before considering EVO Visian ICL surgery you should have a complete eye examination and talk with your eye care professional about EVO Visian ICL surgery, especially the potential benefits, risks, and complications. You should discuss the time needed for healing after surgery. Complications, although rare, may include need for additional surgical procedures, inflammation, loss of cells from the back surface of the cornea, increase in eye pressure, and cataracts.

You should NOT have EVO Visian ICL surgery if your doctor determines that 1) the shape of your eye is not appropriate, 2) you do not meet the minimum endothelial cell density for your age at the time of implantation, 3) you have moderate to severe glaucoma, 4) your vision is not stable; or 5) if you are pregnant or nursing.

For additional information with potential benefits, risks and complications please visit DiscoverICL.com

References:

1. Parkhurst, G. Psolka, M. Kezirian, G. Phakic intraocular lens implantation in United States military warfighters: A retrospective analysis of early clinical outcomes of the Visian ICL. J Refract Surg. 2011;27(7):473-481.